

Name:



My  
2024-2025

Assembly  
Workbook  
**Not Ashamed  
of the  
Good News**




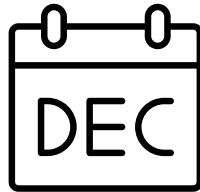
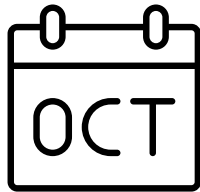
# All About My Assembly

My name is \_\_\_\_\_.

I am \_\_\_\_\_ years old.

I am from the \_\_\_\_\_ congregation.

The dates of my convention are (circle on the month and day):



1 2 3 4 5 6 7 8 9 10 11 12 13

14 15 16 17 18 19 20 21 22 23

24 25 26 27 28 29 30 31

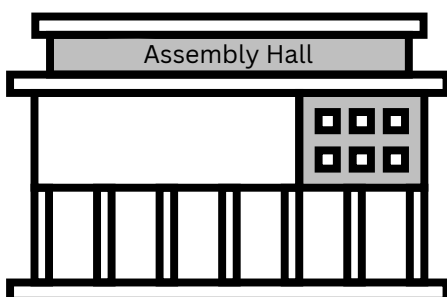
Here is where my assembly is being held (mark with an x on the map):



# Assembly Five-in-a-Row

X out each square that you complete the day of your assembly and see how many times you can get five in a row.

said hi to someone from my congregation	ate my packed lunch	said hello to an older person	was in my seat before the music started	took a bathroom break
took a walk outside (or inside) at lunchtime	watched the baptism (in person or on screen)	introduced myself to someone new	said hello to a Circuit Overseer or Branch Representative	found a scripture in my Bible (paper or digital)
recognized someone giving a part on the stage	commended someone who had a part	gave a family member a hug	helped with our congregation cleaning assignment	threw out my own trash or recycling
said hello to someone younger than me	helped my parents carry our things without being asked	made a donation to support the assembly	congratulated someone who got baptized	said hi to a friend I don't get to see often
recognized a song in the music presentation at the start of the program	went out to dinner after the program	thanked whoever drove me today	finished a whole worksheet page	helped pack my lunch



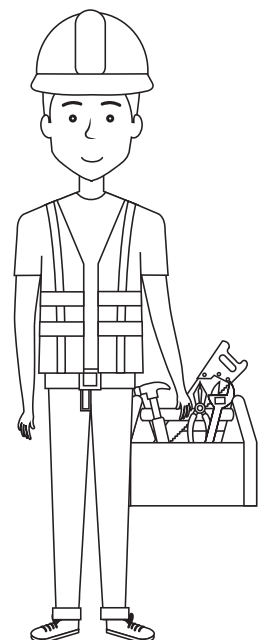

How many times did you get five in a row? Write the total in the star at the end of the assembly.



# MORNING SESSION

## PICTURE PREVIEW

Find these pictures in the morning session part of the packet. Circle the ones that are not in the packet.




# Music-Video Presentation

Draw a picture or mind map of something that was interesting to you in the music video.


# MUSIC



# We Are "Not Ashamed of the Good News"—Why?



## Word Search



Find the underlined words from Romans 1:16 in the word search.

For I am not ashamed of the good news; it is, in fact, God's power for salvation to everyone having faith, to the Jew first and also to the Greek.

T	S	N	H	F	E	S	O	G	O	O
W	O	A	I	D	W	N	S	G	E	W
T	E	R	L	E	H	S	L	N	C	O
M	S	J	N	V	E	T	A	I	S	E
T	F	R	O	M	A	T	I	V	H	V
A	K	E	E	R	G	T	E	A	M	E
O	S	S	T	P	O	G	I	H	F	R
W	E	H	R	F	U	L	O	O	P	Y
E	R	S	A	O	N	O	F	O	N	O
T	H	E	E	M	N	T	I	R	D	N
R	E	W	O	P	E	E	U	N	I	E
V	E	R	S	E	M	D	I	H	G	W

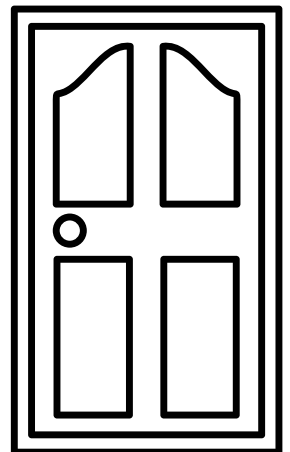

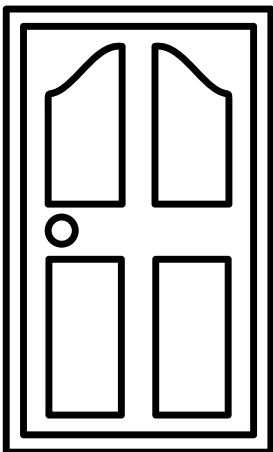

Once you find all the words, copy the unused letters starting in the top left corner into the blanks to reveal the hidden message.

\_\_\_\_\_

\_\_\_\_\_

\_\_\_\_\_.

**Help the boy find pride in declaring the Good News.**



# Taking a Stand for the Good News

Find each of the words of Romans 10:9 and color their circle. Cross the words out as you color them in to keep track of which ones you found.

What letters do you see after? Use them as a clue to complete the sentence.

Everyone, then, who acknowledges me before men, I will also acknowledge him before my Father who is in the heavens.

For

if

you

publicly

ONE WAY WE TAKE A

should

pull

declare

stand

angel

STAND FOR THE

even

help

with

saying

strong

TRUTH IS SAYING...

and

truth

your

leave

exercise

reach

love

ping

leave

finish

saved

Lord

like

mouth

act

faith

spring

very

wrong

truth

final

be

is

Jesus

that

our

in

live

back

him

ending

begin

will

↓

WE ARE

A

your

puff

raised

word

up

men

you

heart

depth

God

shrink

from

spring

dead

among

that

strain

felt

kept

the

fear

↓

v

h

t

s



# Taking a Stand for the Good News

What are other ways we take a stand for the Good News? Name the ways shown in the pictures. Can you think of another? Draw or write it.



Ways we  
Stand for the  
Good News

# Be "a Workman With Nothing to Be Ashamed Of"

Fill in the missing words from 2 Timothy 2:15 and solve the hidden message below.

## 2 Timothy 2:15

Do your 

--	--	--	--	--	--

 to 

--	--	--	--	--	--	--

  
yourself 

--	--	--	--	--	--	--	--

 to 

--	--	--

,  
a 

--	--	--	--	--	--	--

 with 

--	--	--	--	--	--	--

  
to be 

--	--	--	--	--	--	--

 of, 

--	--	--	--	--	--	--	--

  
the word of the 

--	--	--	--	--

 aright.

--	--

  
1 2

C		
---	--	--

  
3 4

B	
---	--

  
5

	F	F		C					
--	---	---	--	---	--	--	--	--	--

  
6 7 8 9 10 11

--	--	--	--	--	--	--

  
1 11 12 13 14 15

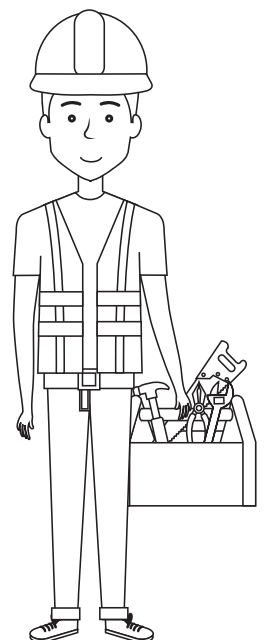

--	--

  
16 17

--	--	--

  
18 19 20

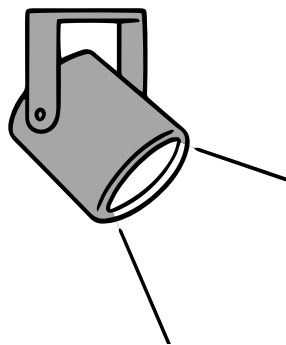


							Y
--	--	--	--	--	--	--	---

  
20 21 22 23 24 25 26


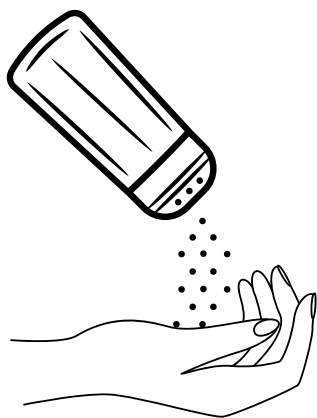
# Be "a Workman With Nothing to Be Ashamed Of"

How do we "handle the truth aright"?  
Decode and match with a picture from each side.


## DIRECT ATTENTION



## EXPLAIN AND APPLY



## LET THE BIBLE




A B C D E F G H I J K L M N O P Q R S T U V W X Y Z

# Showing the Spirit of Power, Love, and Soundness of Mind

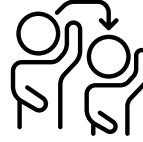
How did Onesiphorus show the spirit of POWER, LOVE and SOUNDNESS of MIND? Decode the answers.

How can we imitate him? Draw or write.

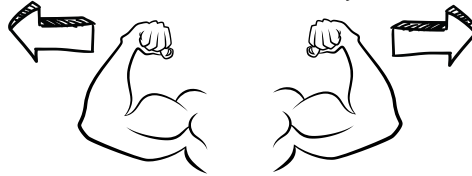
**HOW** did Onesiphorus **SHOW** ?



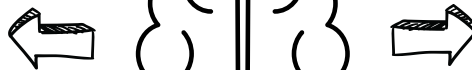

**HOW** can we **IMITATE** ?



**POWER**



**LOVE**



**SOUNDNESS  
OF MIND**




**Color by number to answer the question. Color all 1's in one color and the 2's in another. If you don't have 2 colors, use different shades (darker and lighter of the same color) or leave only shade 1 number.**

JEHOVAH GIVES US THE SPIRIT OF THIS TO HELP US  
BE COURAGEOUS:



[illegible]

Decode to see how ONESIPHORUS showed this spirit:



# ONESIPHORUS



SPIRIT



BECAUSE IT WAS



## IDENTIFY

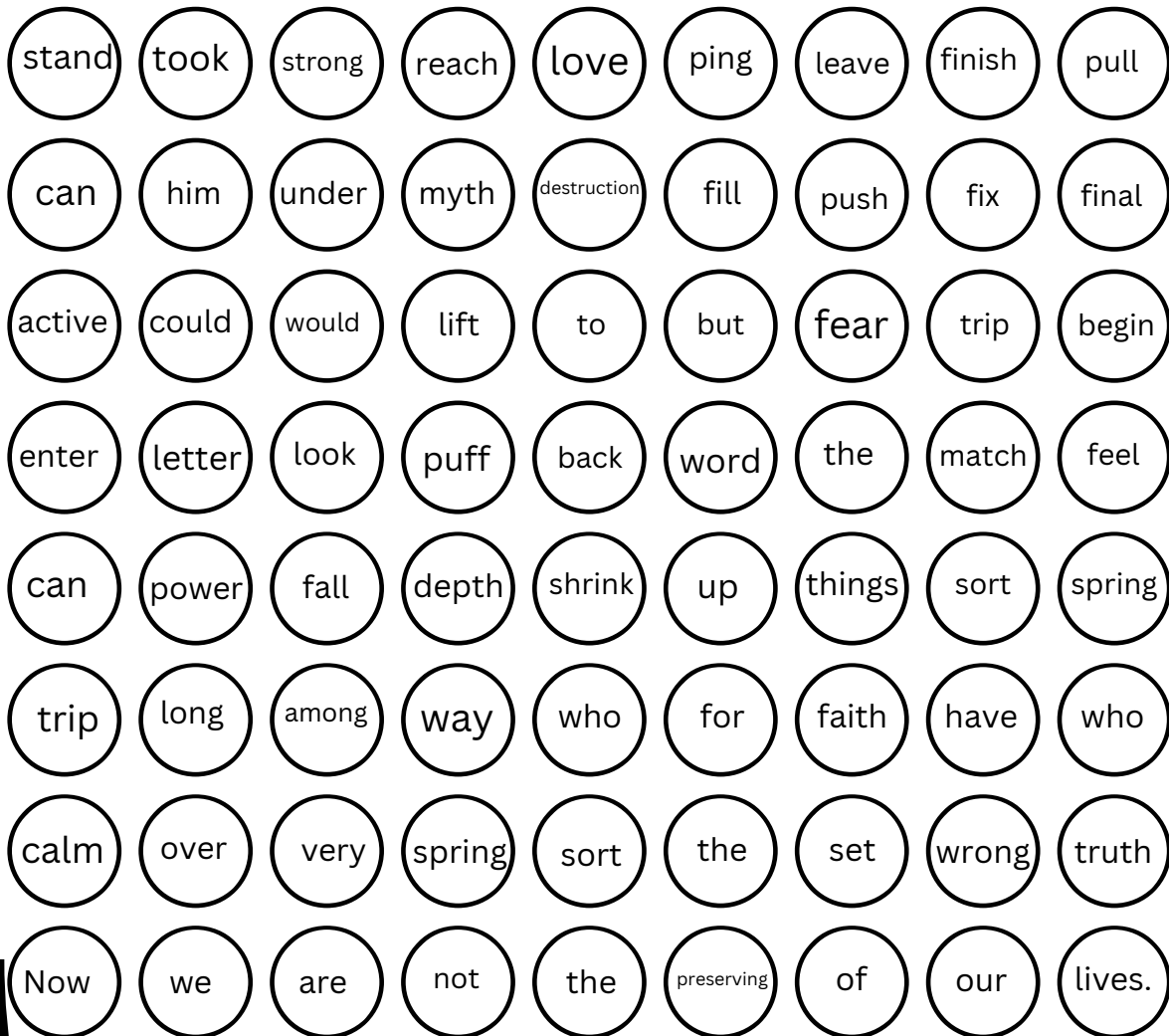


A B C D E F G H I J K L M N O P Q R S T U V W X Y Z

# BAPTISM: Continue to Be

## "Submissive to the Good News"

Find the words Hebrews 10:39 and color in the path they make. What shape do you see? Use it as a clue to complete the sentence.



THE SCRIPTURE CAN BE PICTURED BY

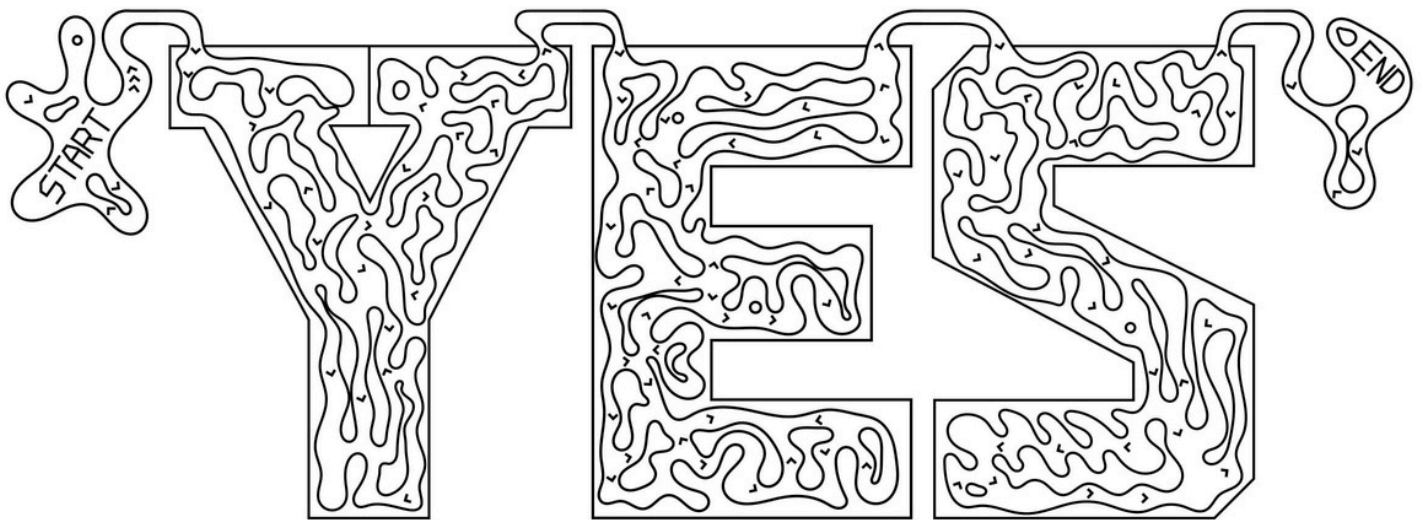
A B \_\_\_\_\_ NOT PULLING DOWN IT'S

S \_\_\_\_\_ SO IT CAN BE FULLY

POWERED BY THE W \_\_\_\_\_.

Trace the dotted words in the two questions the speaker will ask the baptism candidates at the end of the talk, then solve the maze of their answer.

- Have you repented of your sins, dedicated yourself to Jehovah, and accepted his way of salvation through Jesus Christ?
- Do you understand that your baptism identifies you as one of Jehovah's Witnesses in association with Jehovah's organization?



# BAPTISM RECORD



How many got baptized? \_\_\_\_\_



How many were sisters? \_\_\_\_\_

How many were brothers? \_\_\_\_\_



How old was the youngest? \_\_\_\_\_


How old was the oldest? \_\_\_\_\_




How many were from my congregation?

\_\_\_\_\_

## Remember the lesson:



Circle the one that  
will have more power  
from the wind.



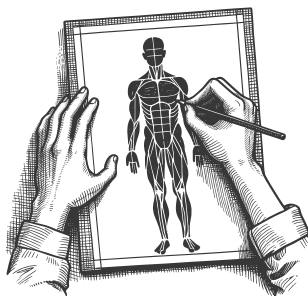





# AFTERNOON SESSION

## PICTURE PREVIEW




Find these pictures in the afternoon session part of the packet. Circle the ones that are not in the packet.



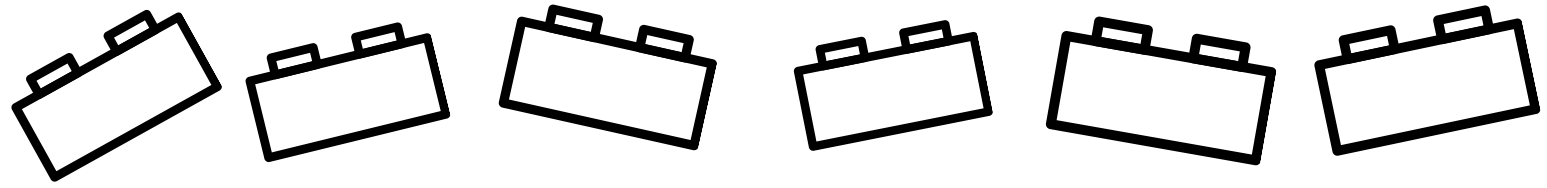
# Music-Video Presentation

Draw a picture or mind map of something that was interesting to you in the music video.

# MUSIC



# Experiences



Break the code to reveal a reason we have experiences at the assembly.



— — — — — — — —




— — — — — — — —



# Summary of The Watchtower


Draw a picture or mind map of what this week's Watchtower study is about:

A large, empty rectangular box with a thick black border, intended for a drawing or mind map.

*(Note to parents: insert the Watchtower worksheets for the week of your assembly here for additional activities, if desired.)*

## Listening

Make a tally mark for every comment given, then count them and write how many there were in the star.



### ||||

How many tally marks did you make?




If you recognize any of the brothers and sisters assigned to give comments during this part, draw a picture of them or write their names below:




# SYMPOSIUM:

## **We Are Not Ashamed of . . .** *God's Moral Standards*

Decode 3 benefits of following God's Moral Standards and connect to it's picture.



Decode 3 risks of not following God's Moral Standards.



Flower Gear Sun Cloud Flower Gear Heart Heart Owl Pencil @ Sun Sun Gear Flower Moon Mobile Phone Cross Flower Heart Gear Heart Flower Heart  
**A B C D E F G H I J K L M N O P Q R S T U V W X Y Z**


# SYMPOSIUM:

## We Are Not Ashamed of . . . *God's Moral Standards*


How do you "sanctify the Christ as Lord in your hearts" so that you can be "ready to make a defense before everyone who demands a reason"? Decode and match with their picture.





they are good for you



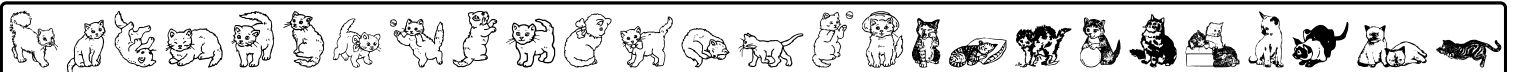
Think ahead of possible



Prepare



Don't be afraid to be

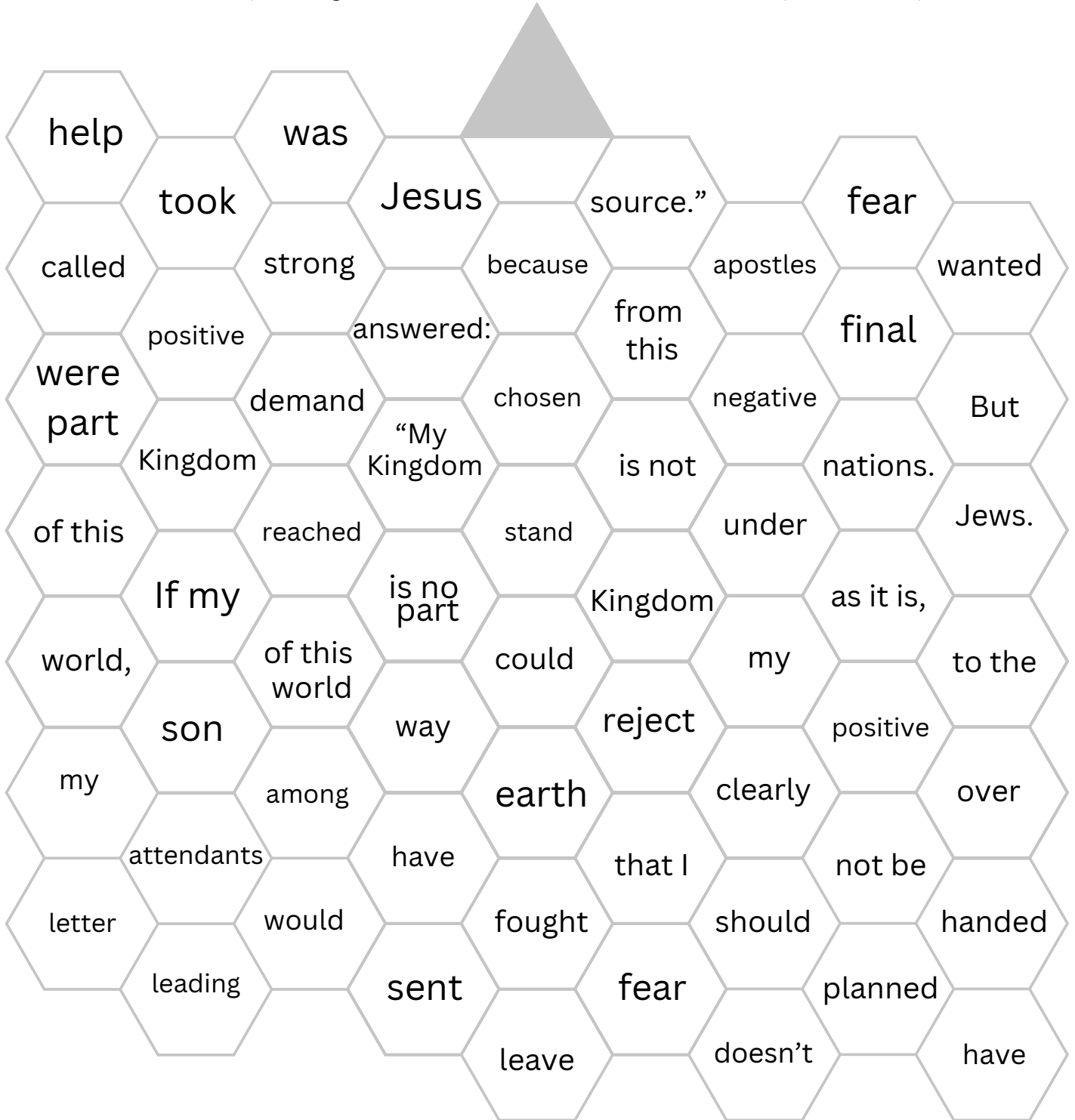


A B C D E F G H I J K L M N O P Q R S T U V W X Y Z

# SYMPOSIUM:

## *We Are Not Ashamed of . . . God's Kingdom*

Find the words John 18:37 and color in the path they make.  
What shape do you see? Use it as a clue to complete the phrase.



*Take your stand for God's  
r-----ship every day.*



# SYMPOSIUM:


## *We Are Not Ashamed of . . . God's Kingdom*

Match these scrambled words to their unscrambled ones.


Words are taken from JOHN 18:36.

KINGDOM	HTSI DWLRO	BUT	MRFO
NO PART	OWDLU	KINGDOM	OSECRU
THIS WORLD	DOLWU	NOT	TBU
ATTENDENTS	IGDMKON	FROM	RDNIGKNI
WOULD	ON RPTA	THIS	HTSI
FOUGHT	TEETDNSAN	SOURCE	TNO

When you are  
nervous about  
sharing about  
God's  
Kingdom...



think about  
which  
government  
has more  
support.



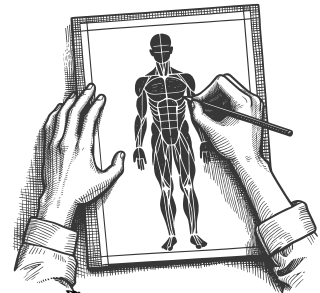




# "Boast in Jehovah"

Decode to find some things that we can boast about Jehovah in and connect them to their pictures on each side.

*JEHOVAH'S  
QUALITIES*

*HOW HE  
SHOWS THEM*



# "Boast in Jehovah"

*I Spy*

Find the items from PSALM 34:1,2

Figure 1



3

connectivity



3



3

hear



3




3

regioes



3



# My ASSEMBLY Memories

**What was your favorite thing about the assembly? Draw or write it below:**

**Did you get to see any friends you don't see often? Draw them or write their names below:**

**Did you meet anyone new? Draw them or write their names below:**

**What was your favorite talk about? Draw or write it below:**